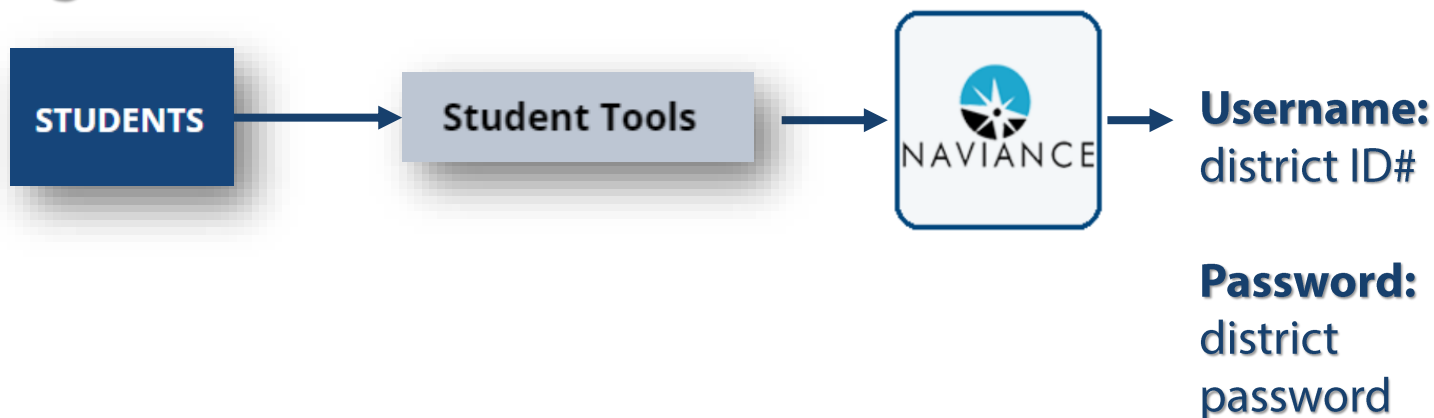


# Welcome!

## Entry Task:

### 1. Log in to **Naviance**



Put your answer on your sticky note...

*What does G. P. A. stand for?*

# WHAT IS A G. P. A?

---

Naviance Student

# CALCULATING YOUR G.P.A

---

# How do I Calculate my GPA?

Starting in middle school you receive a letter grade for each class based on your academic performance.

Each letter grade is worth a set number.


You add up each number and divide by the total number of classes to get the average.

# Calculating a GPA

Here is an example of a GPA scale.

If I had the following grades...

Class	Grade
English	A
Math	B+
Science	B
Choir	C+
P.E.	C
History	A-



A	4.0
A-	3.7
B+	3.3
B	3.0
B-	2.7
C+	2.3
C	2.0
C-	1.7
D+	1.3
D	1.0
D-	0.7
F	0.0


wikiHow to Convert a Percentage into a 4.0 Grade Point Average

My **GPA** would be a **3.04**.

# Your Turn...Let's Calculate

Step 1: Go to your school's website

Step 2: Click the **Grades & More** icon



Step 3: Click the **Middle/High School** icon



Step 4: Login with your ID# and password & click **Sign in.**

A screenshot of a web login form. At the top left is the Everett Public Schools logo, which includes a stylized figure and the text 'EVERETT PUBLIC SCHOOLS'. To the right of the logo is the text 'Learning Management Services' and 'Gradebook'. Below the logo and text are two input fields: the first is labeled 'Username' and the second is labeled 'Password'. At the bottom of the form is a button labeled 'Sign in', which is circled in blue.

# OTHER SUCCESS INDICATORS

---

# Did You Know...?



G.P.A is only **one** of the indicators demonstrating that you are a successful middle school student.

**GPA** also reflects your...

- **Attendance**
- **Engagement** and
- **Effort** put towards learning

# Attendance – GPA Connection

## **Have you been absent this year?**

Think about how you felt when you came back to school...

- **Confused** because you missed instruction
- **Anxious** because you don't know what to do in class
- **Stressed** because you have extra homework

# Attendance – GPA Connection

Coming to school each day helps you...

- understand the class content
- ask questions if needed
- stay on top of classwork and homework

**\*This means a better grade in the class and a higher GPA!**



# Engagement - GPA Connection

**Have you ever felt like this in a class?**

- **Frustrated** because you don't understand what the teacher is talking about
- **Afraid** to ask questions and be singled out
- **Unsure** if the teacher "likes" you
- **Uninterested** because you don't feel like what your learning is relevant

# Engagement - GPA Connection



It is normal to feel **more engaged** in some classes than others because...

- You like the subject or content
- You like the teacher and feel comfortable in their class

If you feel **disengaged** in a class...

- Try to communicate with your teacher about what you need
- Ask your counselor, family, or friends for help.

**\*Engaging in learning allows you to demonstrate your understanding of the content typically resulting in a better grade and higher GPA!**

# Effort – GPA Connection

## Have you ever felt like this in a class?

- The class is **too easy** and you barely need to work to get an A.
- The class is **very challenging** and no matter what you do, you can't seem to get a good grade.
- The class is **extremely confusing** and you don't know where to even start so you are not going to try at all.

# Effort - GPA Connection

Effort only fully releases its reward after a person refuses to quit.

*Napolean Hill*

meetville.com

Remember that you are in **control** of your own learning!

Effort is about **perseverance and grit!**

- **Ask** for help when you need it
- **Communicate** when you are confused or when you need more of a challenge

**\*Increased effort in the class will be evident based on your grade at the end of the semester and overall GPA.**

HOW DOES GPA HELP IN THE  
FUTURE?

---

# Where will your **Brain Power** take you?

**4.0** and above

A HIGHER GPA  
INCREASES CHOICE!



NORTHWESTERN  
UNIVERSITY

**3.5-3.99**



WHITMAN  
COLLEGE

**3.0-3.49**



Central  
Washington  
University



**2.5-2.99**

A LOWER GPA LIMITS  
CHOICE!



EASTERN OREGON  
UNIVERSITY



the  
evergreen  
state  
college  
olympia, washington



# Explore Options

Start with **SuperMatch** to look at college & training options.



Search for a college by typing in the **search box** or narrow your search by choosing different **fit criteria**. Check the GPA by clicking **academics**.

☰ Choose Fit Criteria

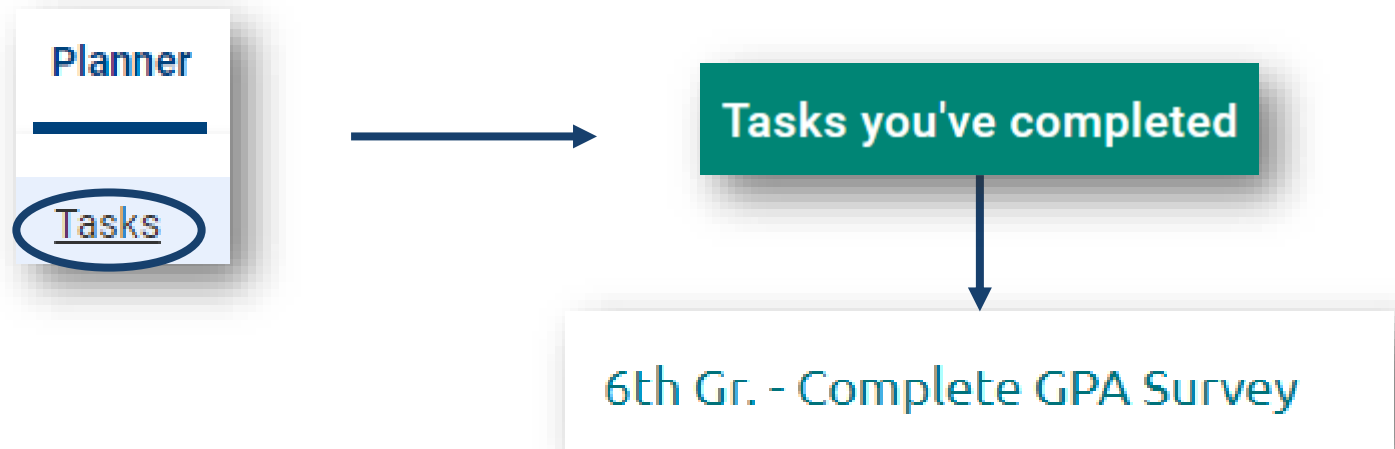
Location Academics Admission Diversity Institution Characteristics Cost Student Life Athletics

COMPLETE THE LESSON...

---

# Complete the Lesson Task...

To complete the lesson, click **Planner** > **Tasks**. Make sure that the **Complete GPA Survey** is listed under **Tasks you've completed**.



# Naviance Questions?

If you have any questions, please contact [naviance@everettsd.org](mailto:naviance@everettsd.org).

Be sure to provide your first, last name and the name of your school.

To check messages sent to you through Naviance *Student*, login and click the icon for your **messages** in the upper-right corner.

